VINDICTA

Baguier à imprimer

Imprimez sur papier A4 en taille réelle (100 %). Désactivez « Ajuster à la page ».

Mesurez la réglette : l'écart entre les deux repères doit être de 50 mm.

Posez une bague ronde qui vous va sur les cercles. Faites coïncider son bord intérieur avec le bord extérieur du cercle noir. Lisez la taille sous le cercle.





46
14,6 mm



47
15,0 mm



48
15,3 mm



49
15,6 mm



50
15,9 mm



51
16,2 mm



52
16,6 mm



53
16,9 mm



54
17,2 mm



55
17,5 mm



56
17,8 mm



57
18,1 mm



58
18,5 mm



59
18,8 mm



60
19,1 mm



61
19,4 mm



62
19,7 mm



63
20,1 mm



64
20,4 mm



65
20,7 mm



66
21,0 mm



67
21,3 mm



68
21,6 mm



69
22,0 mm



70
22,3 mm



71
22,6 mm



72
22,9 mm